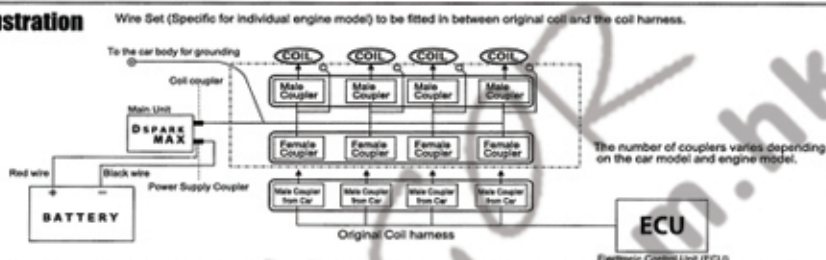


DSK-OPVW002

This Wire Set can not be used by itself. Please install with the Main Unit of DSPARK MAX sold separately.

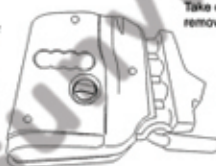
Wiring Illustration



Typical Car Application	CC	Car Model	Engine Model	Year of Production
(VW)GOLF V GLI	2000	1KAXW·1KBLX	AXW·BLX	'04 ~
(VW)JETTA	2000	1KBLX	BLX	'06 ~
(VW)PASSAT	2000	3CBUY	BUY	'06 ~
(VW)BEETLE TURBO	1800	9CAWU	AWU	'02 ~
(AUDI)A4	2000	8EBWEF	BWE	'07 ~
(AUDI)A4	1800	8NBAMF	BAM	'01 ~

There are some other applicable car models. For details, please refer to the application table.

- ① Take off the battery terminals of both plus(+) and minus(-). Remove the battery from a car by taking off the battery holder.

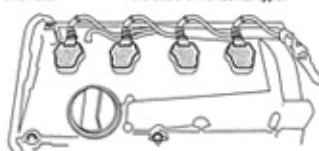


Straight Type

Take off the engine cover by removing the fixing bolts and nuts.

Horizontal Type

This manual is made on the basis of horizontal type.



② Fitting of Coil Harness

1. Take off the original harness from the coil
2. Connect the Wire Set in between the coils and original coupler.
3. Please take the same steps for four coils.



- ③ About Grounding wire of Coil: This vehicle doesn't contain the grounding wire of Coil in system.
- ④ After the installation of Wire Set is completed, connect the wire for the main unit with coil coupler as illustrated in the installation manual of main unit.
- ⑤ After the installation of wire set is completed, please follow the installation manual of main unit.

DSK-OPVW002 VOLKSWAGON 大众

