

DSK-OPN003

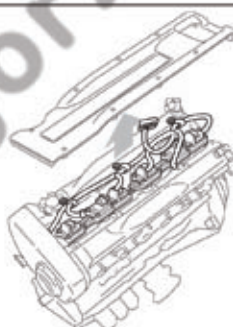
This Wire Set can not be used without the Main Unit of DSPARK MAX sold separately.

Wiring Illustration



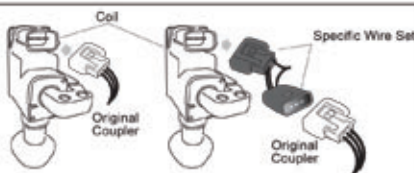
Typical Application	CC	Car Model	Engine Model	Production Year/Month
SKYLINE	2500	R33 (Latter term) MODEL	RB25DE/T	'95 1~
	2500	ER34	RB25DE/T	'98 5~
	2600	BNR34	RB26DET	'99 11~

- ① Take off the battery terminals of both Plus and Minus. Then remove the engine head cover and any other obstacle part for taking off the Ignition Coils.



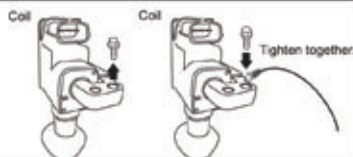
② Fitting of Coil Harness

1. Take off the original coupler from the coil
2. Connect the Wire Set in between the coils and original coupler.
3. Please take the same steps for six coils.



③ Fitting of Grounding wire of Coil

1. Take off the fixing bolt of ignition coil.
2. Fit the grounding terminal of the Wire Set with the removed bolt and tighten at the original position.
3. The grounding wires to be fixed with all six coils.



- ④ After fixing the specific Wire Set with coils, the remaining coupler of wire set to be connected with the Main Unit. Connection of the wire set with the Main Unit is as shown in the installation manual of DSPARK MAX Main Unit sold separately.

DSK-OPN003 NISSAN 日产

