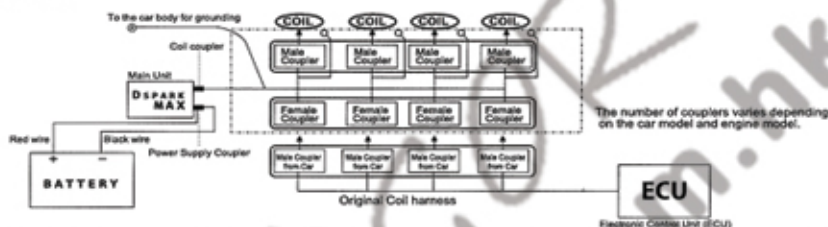


## DSK-OPH002

This Wire Set can not be used by itself. Please install with the Main Unit of DSPARK MAX sold separately.

### Wiring Illustration

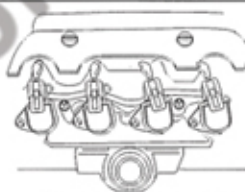
Wire Set (Specific for individual engine model) to be fitted in between original coil and the coil harness.



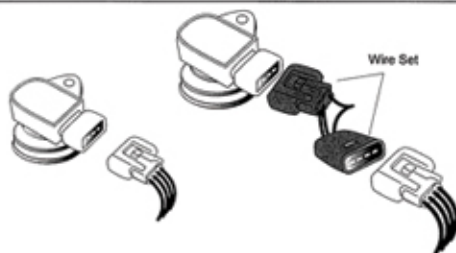
Typical Car Application	CC	Car Model	Engine Model	Year of Production
CIVIC	1800	FD1	R18A	'05 9~
STREAM	1800	RN6・7	R18A	'06 7~
	2000	RN8・9	R20A	'06 7~
FIT	1500	GE8・9	L15A	'07 10~

There are some other applicable car models. For details, please refer to the application table.

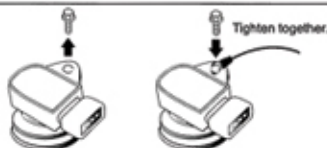
- Take off the battery terminals of both plus(+) and minus(-). Remove the battery from a car by taking off the battery holder.



- Fitting of Coil Harness
  - Take off the original harness from the coil
  - Connect the Wire Set in between the coils and original coupler.
  - Please take the same steps for four coils.



- Fitting of Grounding wire of Coil
  - Take off the fixing bolt of ignition coil.
  - Fit the grounding terminal of the Wire Set with the removed bolt and tighten at the original position.
  - The grounding wires to be fixed with all four coils.



- After the installation of Wire Set is completed, connect the wire for the main unit with coil coupler as illustrated in the installation manual of main unit.
- The grounding wire from coil harness also to be connected with car body for grounding.
- After the installation of wire set is completed, please follow the installation manual of main unit.

DSK-OPH002 HONDA 本田

